

COMPANY UP&DOWN DOWNLIGHT IN-GROUND BRICKLIGHT FLOODLIGHT BOLLARD BULKHEAD GARDEN URBAN CLASSIC URBAN MODERN POST LAMPS REFERENCES

BEPPE 400 GX53 LED

LARGE SIZE



Modern luminaries made of shockproof resin material, UV-rays stabilized, rust and corrosion-free. Suitable for post top installation. Equipped with TÜV-CB certified, long-life, efficient and **Kelvin settable GX53 LED modular system** in different wattages. Designed according to the international regulations against light pollution (standard UNI 10819). Insulation class II, Protection rating IP65.

Diffusore moderno realizzato in resina antiurto, stabilizzato ai raggi UV, inattaccabile da ruggine e corrosione. Idoneo per il montaggio a palo. Provvisto di sistema modulare a LED GX53 con Kelvin impostabile certificato TÜV-CB di lunga durata ed alta efficienza disponibile in diverse potenze. Progettato in ottemperanza alle norme internazionali contro l'inquinamento luminoso (standard UNI 10819). Classe di isolamento II, grado di protezione IP65.

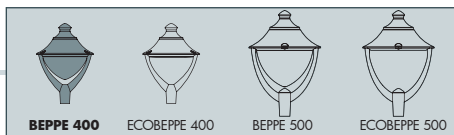
P50.000.D6K



CCT SETTABLE

SDCM <6





BEPPE 400 GX53 LED - COMPONENTS



IP65



ROOF made of shockproof resin material one piece only, UV-rays stabilized, rust and corrosion-free.

TETTO in un unico pezzo, realizzato in resina antiurto, stabilizzata ai raggi UV, inattaccabile da ruggine e corrosione.

DIFFUSER made of UV-rays stabilized polymethylmethacrylate (PMMA), one piece only, available in clear or opal colour.

DIFFUSORE realizzato in polimetilmetacrilato (PMMA) stabilizzato ai raggi UV, disponibile in colore trasparente o opale.

Decorative connection **RING** to be fixed on the luminaries diffuser.

ANELLO decorativo di connessione da fissare sul diffusore dell'apparecchio.

BEPPE 400 GX53 LED

P50.000 *



Dimensions and weight

Height: 420 mm
Diameter: 480 mm
Weight: 5 Kg
Junction to support: Ø 60 mm
Area expose to wind pressure: CxS = m² 0,1449

Moulded colours:

Black White Grey

Diffuser PMMA:


Clear Opal

GX53 LED



- **COST SAVING:** long-life and efficient LED light sources.
- **BUILT-IN DRIVER:** quick and easy lamp replacement
- **GREAT FLEXIBILITY:** GX53 standard lamp holder.
- **FUTURE-PROOFED LUMINARIES:** performances easy to upgrade to latest technology developments.
- **SUITABLE FOR OUTDOOR USE:** built-in driver fully protected against heat and humidity by silicone paste.

Luminaries supplied with white resin CEILING provided with 6x TÜV-CB certified, long-life, efficient and Kelvin settable GX53 LED lamps included. Each lamp can be quickly and easily replaced individually, making the luminaries maintenance very simple.

		100 - 240 V		*ADD. SUFFIX
	6x 7W 42W	4800 Lm	6500 K 4000 K 3000 K	.C6K
	6x 10W 60W	7200 Lm	6500 K 4000 K 3000 K	.D6K

LED LAMPS



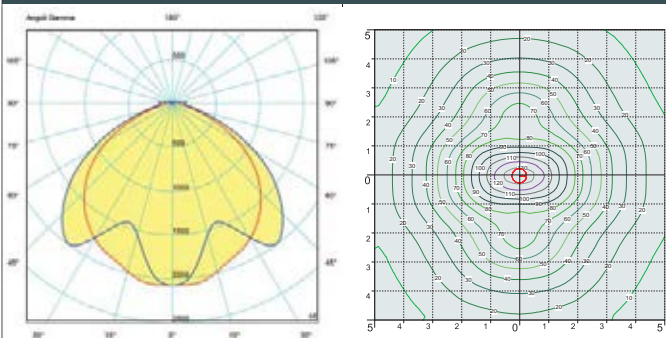
Technical details on page 552.

CCT SETTABLE LED LAMP



CCT switch settable in three different positions, to select the desired Kelvin temperature (3000K/4000K/6500K) and get a customized ambience.

PHOTOMETRIC DATA SAMPLE - BEPPE 400 GX53 LED



SAVE -50%

6x10W GX53 LED 60W
(power consumption)

Area: 10x10mt
Height: 4mt
34 lux

HQI 100W
power consumption = 112W

* ADD THESE SUFFIXES TO THE REFERENCES MENTIONED IN THE CATALOGUE

COMPANY
UP&DOWN
DOWNLIGHT
IN-GROUND
BRICKLIGHT
FLOODLIGHT
BOLLARD
BULKHEAD
GARDEN
URBAN CLASSIC
URBAN MODERN
POST
LAMPS
REFERENCES

BEPPE 400

LARGE SIZE



P50.414.H1L



P50.367.C6K

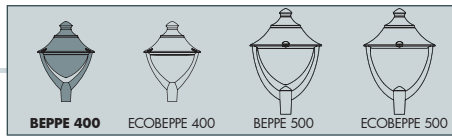


P50.115.H1L



P50.361.H1L





NEW LOT/BEPPE400
P50.115

Pcs 1
Kg 5,3
mc 0,119

BEPPE400
P50.000

Pcs 1
Kg 5
mc 0,113

EKTOR 2500/BEPPE400
P50.361.000

Pcs 1
Kg 29,3
mc 0,256

EKTOR 3000/ BEPPE400	AKILLE 3000/ BEPPE400
P50.364.000	P50.414.000
Pcs 1 Kg 32,7 mc 0,282	

EKTOR 3500/ BEPPE400	AKILLE 3500/ BEPPE400
P50.367.000	P50.417.000
Pcs 1 Kg 36,1 mc 0,309	

EKTOR 4000/ BEPPE400	AKILLE 4000/ BEPPE400
P50.371.000	P50.421.000
Pcs 1 Kg 39,5 mc 0,335	

COMPANY
UP&DOWN
DOWNLIGHT
IN-GROUND
BRICKLIGHT
FLOODLIGHT
BOLLARD
BULKHEAD
GARDEN
URBAN CLASSIC
URBAN MODERN
POST
LAMPS
REFERENCES