

COMPANY UP&DOWN DOWNLIGHT IN-GROUND BRICKLIGHT FLOODLIGHT BOLLARD BULKHEAD GARDEN URBAN CLASSIC URBAN MODERN POST LAMPS REFERENCES

BEPPE 500 GX53 LED

GRAND SIZE



Modern luminaries made of shockproof resin material, UV-rays stabilized, rust and corrosion-free. Suitable for post top or wall installation. Equipped with TÜV-CB certified, long-life, efficient and **Kelvin settable GX53 LED modular system** in different wattages. Designed according to the international regulations against light pollution (standard UNI 10819). Insulation class II, Protection rating IP65.

Diffusore moderno realizzato in resina antiurto, stabilizzato ai raggi UV, inattaccabile da ruggine e corrosione. Idoneo per il montaggio a palo o a parete. Provvisto di sistema modulare a LED GX53 con Kelvin impostabile certificato TÜV-CB di lunga durata ed alta efficienza disponibile in diverse potenze. Progettato in ottemperanza alle norme internazionali contro l'inquinamento luminoso (standard UNI 10819). Classe di isolamento II, grado di protezione IP65.



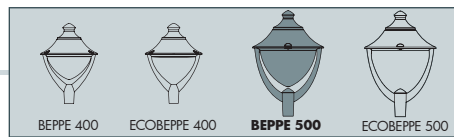
P60.000.D9K

CCT SETTABLE

3000 K 4000 K 6500 K

SDCM < 6





BEPPE 500 GX53 LED - COMPONENTS

IP65



ROOF complete with decorative pinnacle made of shockproof resin material one piece only, UV-rays stabilized, rust and corrosion-free.

TETTO completo di pinnacolo decorativo in un unico pezzo, realizzato in resina antiurto, stabilizzata ai raggi UV, inattaccabile da ruggine e corrosione

DIFFUSER made of UV-rays stabilized polymethylmethacrylate (PMMA), one piece only, available in clear or opal colour.

DIFFUSORE realizzato in polimetilmetacrilato (PMMA) stabilizzato ai raggi UV, disponibile in colore trasparente o opale.

CAGE for post top installation complete with connection ring (one piece only) to be fixed on the luminaries diffuser.

BIPODE in un unico pezzo completo di anello di connessione da fissare sul diffusore dell'apparecchio.

BEPPE 500 GX53 LED

P60.000 *



Dimensions and weight

Height: 850 mm
Diameter: 600 mm
Weight: 9,1 Kg
Junction to support: diameter 60 mm
Area expose to wind pressure:
CxS = m² 0,246

Moulded colours:

Black White Grey

Diffuser PMMA:

Clear Opal

GX53 LED



- **COST SAVING:** long-life and efficient LED light sources.
- **BUILT-IN DRIVER:** quick and easy lamp replacement
- **GREAT FLEXIBILITY:** GX53 standard lamp holder.
- **FUTURE-PROOFED LUMINARIES:** performances easy to upgrade to latest technology developments.
- **SUITABLE FOR OUTDOOR USE:** built-in driver fully protected against heat and humidity by silicone paste.

Luminaries supplied with white resin CEILING provided with TÜV-CB certified, long-life, efficient and **9x Kelvin settable GX53 LED lamps included**. Each lamp can be quickly and easily replaced individually, making the luminaries maintenance very simple.


		100 - 240 V		*ADD. SUFFIX
	9x 7W 63W	7200 Lm	6500 K 4000 K 3000 K	.C9K
	9x 10W 90W	10800 Lm	6500 K 4000 K 3000 K	.D9K

LED LAMPS



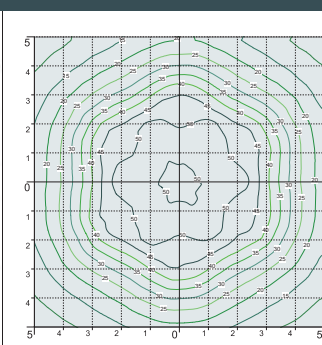
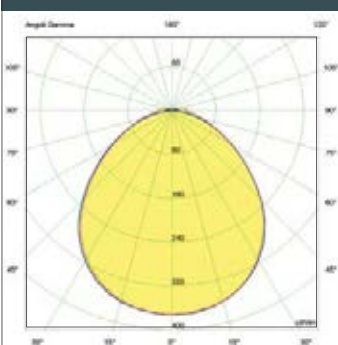
Technical details on page 552.

CCT SETTABLE LED LAMP



CCT switch settable in three different positions, to select the desired Kelvin temperature (3000K/4000K/6500K) and get a customized ambience.

PHOTOMETRIC DATA SAMPLE - BEPPE 500 GX53 LED



SAVE -45%

9x10W GX53 LED 90W
(power consumption)

Area: 10x10mt
Height: 5mt
31 lux


HQI 150W
power consumption = 165W

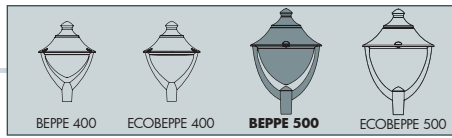
* ADD THESE SUFFIXES TO THE REFERENCES MENTIONED IN THE CATALOGUE

COMPANY
UP&DOWN
DOWNLIGHT
IN-GROUND
BRICKLIGHT
FLOODLIGHT
BOLLARD
BULKHEAD
GARDEN
URBAN CLASSIC
URBAN MODERN
POST
LAMPS
REFERENCES

BEPPE 500

GRAND SIZE





EKTOR 6000/BEPPE500
P60.384.000

600

Pcs 1
Kg 84,1
mc 1,41

6735

400

EKTOR 5000/BEPPE500 P60.377.000	AKILLE 5000/BEPPE500 P60.427.000
Pcs 1 Kg 54,6 mc 0,48	
EKTOR 4500/BEPPE500 P60.374.000	AKILLE 4500/BEPPE500 P60.424.000
Pcs 1 Kg 49,1 mc 0,46	

600

600

5735
5235

EKTOR5000

AKILLE4500

Ø 265

EKTOR 4000/BEPPE500 P60.371.000	AKILLE 4000/BEPPE500 P60.421.000
Pcs 1 Kg 43,6 mc 0,43	
EKTOR 3500/BEPPE500 P60.367.000	AKILLE 3500/BEPPE500 P60.417.000
Pcs 1 Kg 40,2 mc 0,40	
EKTOR 3000/BEPPE500 P60.364.000	AKILLE 3000/BEPPE500 P60.414.000
Pcs 1 Kg 36,8 mc 0,38	

600

600

600

4735
4235
3735

EKTOR4000

AKILLE3500

Ø 265

BEPPE500
P60.000

600

Pcs 1
Kg 9,1
mc 0,20

850

Ø 60

PILAR/BEPPE500
P60.253

920

Pcs 1
Kg 11,1
mc 0,24

1250

NEW LOT/BEPPE500
P60.115

600

Pcs 1
Kg 9,4
mc 0,21

960