

COMPANY UP&DOWN DOWNLIGHT IN-GROUND BRICKLIGHT FLOODLIGHT BOLLARD BULKHEAD GARDEN URBAN CLASSIC URBAN MODERN POST LAMPS REFERENCES

# REMO 400 GX53 LED

LARGE SIZE



Modern luminaries made of shockproof resin material, UV-rays stabilized, rust and corrosion-free. Suitable for post top or wall installation. Equipped with TÜV-CB certified, long-life, efficient and Kelvin settable GX53 LED modular system in different wattages. Insulation class II, Protection rating IP65.

*Diffusore moderno realizzato in resina antiurto, stabilizzato ai raggi UV, inattaccabile da ruggine e corrosione. Idoneo per il montaggio a palo o a parete. Provvisto di sistema modulare a LED GX53 con Kelvin impostabile certificato TÜV-CB di lunga durata ed alta efficienza disponibile in diverse potenze. Classe di isolamento II, grado di protezione IP65.*



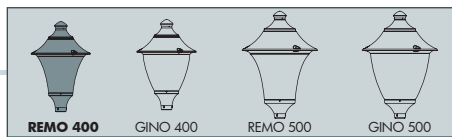
R50.000.D6K

**CCT SETTABLE**

3000 K 4000 K 6500 K

SDCM <6



**REMO 400 GX53 LED - COMPONENTS**

**IP65**



**ROOF** complete with decorative pinnacle made in shockproof resin material, UV-rays stabilized, rust and corrosion-free.

**TETTO** completo di pinnacolo decorativo, realizzato in resina antiurto, stabilizzato ai raggi UV, inattaccabile da ruggine e corrosione.

**DIFFUSER** made of UV-rays stabilized polymethylmethacrylate (PMMA), one piece only, available in clear or opal colour.

**DIFFUSORE** realizzato in polimetilmetacrilato (PMMA) stabilizzato ai raggi UV, un pezzo unico, disponibile in colore trasparente o opale.

Decorative connection **RING** to be fixed on the luminaries diffuser.

**ANELLO** decorativo di connessione da fissare sul diffusore dell'apparecchio.

**BASE** made in shockproof resin material consisting of a support for post top installation (Ø 60mm) and of a white resin **CONE REFLECTOR**, to direct downwards the lighting output. A silicone rubber gasket assures the protection against external agents.

**BASE** dell'apparecchio realizzata in resina antiurto composta da un supporto per permettere il fissaggio dell'apparecchio a palo (Ø 60mm) e da un **CONO** riflettente in resina bianca per indirizzare verso il basso il flusso luminoso. Una guarnizione in gomma silconica garantisce la protezione dagli agenti esterni.

**REMO 400 GX53 LED**

R50.000 \*



**Dimensions and weight**

Height: 715 mm  
Diameter: 480 mm  
Weight: 5,8 Kg  
Junction to support: diameter 60 mm  
Area expose to wind pressure:  
CxS = m<sup>2</sup> 0,157

**Moulded colours:**

Black  White  Grey

**Diffuser PMMA:**

Clear  Opal

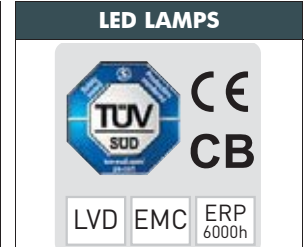
**GX53 LED**



- **COST SAVING:** long-life and efficient LED light sources.
- **BUILT-IN DRIVER:** quick and easy lamp replacement
- **GREAT FLEXIBILITY:** GX53 standard lamp holder.
- **FUTURE-PROOFED LUMINARIES:** performances easy to upgrade to latest technology developments.
- **SUITABLE FOR OUTDOOR USE:** built-in driver fully protected against heat and humidity by silicone paste.

Luminaries supplied with white resin CEILING provided with 6x TÜV-CB certified, long-life, efficient and Kelvin settable GX53 LED lamps included. Each lamp can be quickly and easily replaced individually, making the luminaries maintenance very simple.

		100 - 240 V		*ADD. SUFFIX	
	6x 7W <b>42W</b>	<b>4800 Lm</b>	6500 K	.C6K	
			4000 K		
	6x 10W <b>60W</b>	<b>7200 Lm</b>	6500 K	.D6K	
			4000 K		
			3000 K		



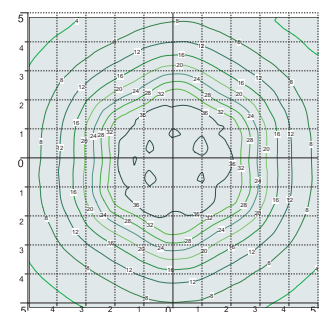
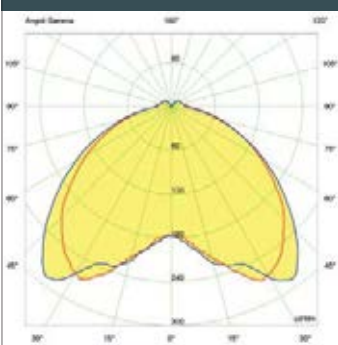
Technical details on page 552.

**CCT SETTABLE LED LAMP**



CCT switch settable in three different positions, to select the desired Kelvin temperature (3000K/4000K/6500K) and get a customized ambience.

**PHOTOMETRIC DATA SAMPLE - REMO 400 GX53 LED**



**SAVE -63%**

**6x7W GX53 LED 42W**  
(power consumption)

Area: 10x10mt  
Height: 3,5mt  
**17 lux**

**HQI 100W**  
power consumption = 115W

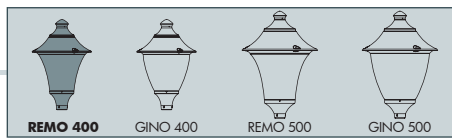
\* ADD THESE SUFFIXES TO THE REFERENCES MENTIONED IN THE CATALOGUE

# REMO 400

LARGE SIZE







**MIDIPILAR/REMO400**  
R50.254

Pcs 1  
Kg 6,4  
mc 0,09

**NEW LOT/REMO400**  
R50.115

Pcs 1  
Kg 6,1  
mc 0,07

**REMO400**  
R50.000

Pcs 1  
Kg 5,8  
mc 0,06

**EKTOR 2500/REMO400**  
R50.361.000

Pcs 1  
Kg 30,1  
mc 0,21

Ø 265

**EKTOR 3000/REMO400**    **AKILLE 3000/REMO400**  
R50.364.000    R50.414.000

Pcs 1  
Kg 33,5  
mc 0,241

Ø 265

**EKTOR 3500/REMO400**    **AKILLE 3500/REMO400**  
R50.367.000    R50.417.000

Pcs 1  
Kg 26,9  
mc 0,268

Ø 265

**EKTOR 4000/REMO400**    **AKILLE 4000/REMO400**  
R50.371.000    R50.421.000

Pcs 1  
Kg 40,3  
mc 0,294

Ø 265